

➤ Rigid Security Ventilating Louvre for external face of the wall TT2.JW  
Adjustable Louvre for internal face of the wall TT10.B



*The figure shown here may contain special accessories*

**Universally applicable for controlled ventilation of buildings, especially in the field of potable water supply, and for plants with increased security requirements.**

**A) Rigid safety louvre TT2.JW (for external face of the wall),** attack proof, ready for installation, of rigid all welded construction, completely made from 1.4307 (AISI 304 L) stainless steel.

**Frame,** made from Z profile, 3 mm thick, designed for internal bolted fixing, with access to the anchors only from the interior wall surface.

**Slats,** 3 mm thick, rigidly welded, with the slats staggered so that penetration is impossible even with moveable hoses. With 1 x 1 mm fly screen on the inside.

Both frame and slats are shielded arc-welded and acid bath cleaned before washing, drying and surface passivation.

**Options:**

- 1.4404 (AISI 316 L) stainless steel
- Lacquered on the outside
- Ground surface finish
- Additional internal frame with removable fine filter for dust and pollen, held by wing nuts
- Fixing material



*The figure shown here may contain special accessories*

**B) Adjustable louvre TT10.B** (for internal face of the wall), ready for installation, 1.4307 (AISI 304 L) stainless steel.

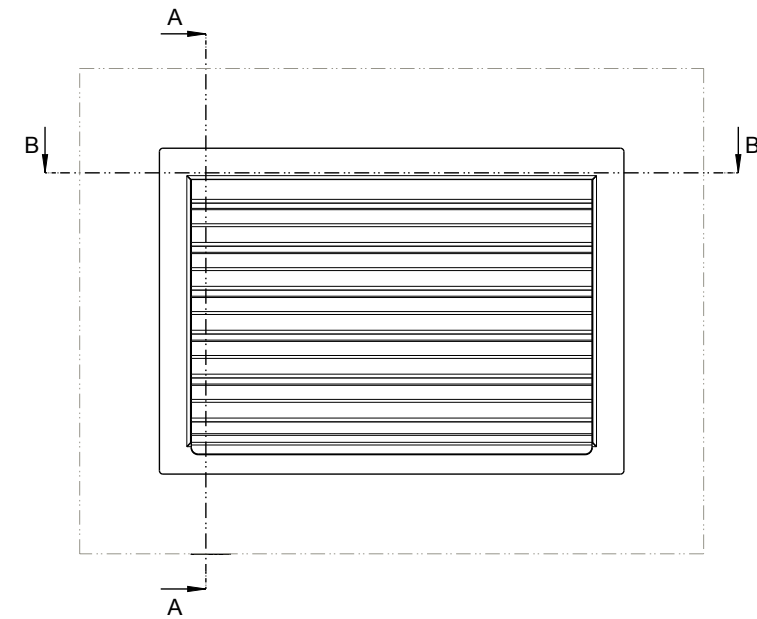
**Frame,** made from angle section with boreholes for bolted fixing.

**Slats,** adjustable, overlapping when closed, with chain pull lockable in any position.

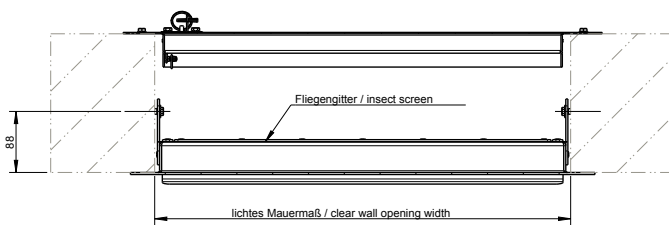
Both frame and slats are shielded arc-welded and acid bath cleaned before washing, drying and surface passivation.

**Options:**

- 1.4404 (AISI 316 L) stainless steel
- Fixing material

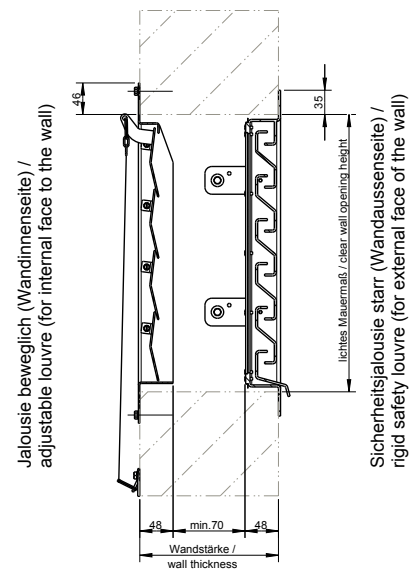


B-B Jalousie beweglich (Wandinnenseite) / adjustable louvre (for internal face to the wall)



Sicherheitsjalousie starr (Wandaußenseite) / rigid safety louvre (for external face of the wall)

A-A



Jalousie beweglich (Wandinnenseite) / adjustable louvre (for internal face to the wall)

Sicherheitsjalousie starr (Wandaußenseite) / rigid safety louvre (for external face of the wall)

Nominal size Order number	Clear wall opening Ø	Wall flange diameter	For wall thickness A
0400/0200 JW	rigid	400 / 200	385 / 185
0500/0300 JW	rigid	500 / 300	485 / 285
0600/0400 JW	rigid	600 / 400	585 / 385
0800/0400 JW	rigid	800 / 400	785 / 385
1000/0400 JW	rigid	1000 / 400	985 / 385
1000/0600 JW	rigid	1000 / 600	985 / 585
0400/0200 JB	moveable	400 / 200	376 / 176
0500/0300 JB	moveable	500 / 300	476 / 276
0600/0400 JB	moveable	600 / 400	576 / 376
0800/0400 JB	moveable	800 / 400	776 / 376
1000/0400 JB	moveable	1000 / 400	976 / 376
1000/0600 JB	moveable	1000 / 600	976 / 576

All measurements in mm. **Ask for further dimensions.**

## HUBER SE

Industriepark Erasbach A1 · D-92334 Berching  
Phone: +49-84 62-201-0 · Fax: +49-84 62-201-810  
info@huber.de · Internet: www.huber.de

Subject to technical modification  
Drawing No. 50991834, 5.2022

Rigid Security Ventilating Louvre  
for external face of the wall TT2.JW  
Adjustable Louvre for internal face of the wall TT10.B